

# Amarr® Olympus

## Energy Efficient Steel Traditional Garage Doors



Long Panel design with Sunray DecraTrim in Sandtone

When it comes to ultimate protection, Amarr Olympus doors stand tall. With triple-layer construction and a superior insulation R-value of 19.40<sup>†</sup>, these durable low-maintenance doors give you the ultimate in quiet operation and energy efficiency.



Flush Panel design with Mosaic window option in True White

Long Panel with full long panel windows (LP)



Long Panel with Moonlite DecraTrim (LP24)



Short Panel with Heartland DecraGlass (SP70)



Short Panel with Stockton DecraTrim (SP20)

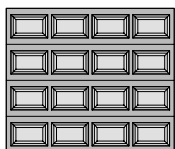


Long Panel with Prairie DecraTrim (LP21)

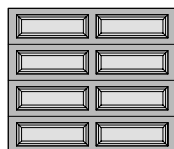


### PANEL DESIGNS


SP • SHORT PANEL



LP • LONG PANEL



FP • FLUSH PANEL\*




\*True White only.

### ENERGY EFFICIENCY

R-VALUE  
**19.40<sup>†</sup>**

<sup>†</sup>OL3200 True White Flush and Short Panel only.

## Construction



## STEEL OL3138/OL3200

**Triple-Layer: Steel + Insulation + Steel**

For the toughest most energy-efficient steel door, Amarr Olympus triple-layer doors include the ultimate in thermal properties, plus a layer of steel for a finished interior look and added durability.

- Heavy-duty Exterior and Interior Steel
- Durable, Reliable, Low Maintenance
- Environmentally Safe Polyurethane Insulation
- Superior Energy Efficiency
- Extra Quiet Operation

## Specifications

	AMARR OLYMPUS OL3138	AMARR OLYMPUS OL3200
<b>PANEL DESIGNS</b>		
Short Panel	TW/Color Zone	•
Long Panel		•
Flush Panel	TW/Color Zone	TW/Color Zone
<b>INSULATION</b>	Polyurethane	Polyurethane
<b>R-VALUE</b>	14.46	19.40 <sup>1</sup> - 13.35 <sup>2</sup>
<b>DOOR THICKNESS</b>	1-3/8" [3.5cm]	2" [5.1cm]
<b>STEEL THICKNESS</b>	27/27 ga	27/27 ga
<b>WOODGRAIN EXTERIOR TEXTURE</b>	•	•
<b>END STILES</b> Painted	•	•
<b>BOTTOM WEATHER SEAL</b>	•	•
<b>GLASS OPTIONS</b>	All	All
<b>INSULATED GLASS OPTION<sup>†</sup></b>	•	•
<b>DOOR WIDTHS</b>	8', 9', 16'	All Standard Sizes
<b>DOOR HEIGHTS</b>	All Standard Sizes	All Standard Sizes
<b>WIND LOAD<sup>3</sup> AVAILABLE</b>	•	•
<b>PAINT FINISH WARRANTY<sup>4</sup></b>	Lifetime	Lifetime
<b>WORKMANSHIP/HARDWARE WARRANTY<sup>4</sup></b>	5 Years	Lifetime

<sup>1</sup> For True White Short Panel and Flush Panel only. Based upon independent laboratory test results.

<sup>2</sup> For all panels and colors except True White Short Panel. Calculated door section R-value is in accordance with DASMA TDS-163.

<sup>3</sup> It is your responsibility to make sure your garage door meets local building codes. <sup>†</sup>Price upcharge applies.

<sup>4</sup> For complete warranty details, visit [amarr.com](http://amarr.com) or contact your local Amarr dealer.

## Colors

Actual paint colors may vary from samples shown.



**Amarr Color Zone<sup>†</sup>**  
Over 800 SnapDry™ paint colors. Approved color list is at [amarr.com/amarr\\_color\\_zone](http://amarr.com/amarr_color_zone). Your local Sherwin-Williams store can provide SnapDry™ paint chips of selected color.



Amarr doors are pre-painted; homeowners can use exterior latex paint for custom colors. Visit [amarr.com](http://amarr.com) for painting instructions. Painting your garage door voids the warranty.

<sup>†</sup>Price upcharge applies.

**Amarr Company**  
165 Carriage Court  
Winston-Salem, NC 27105  
800.503.D00R  
[www.amarr.com](http://www.amarr.com)

Door specifications and technical data subject to change without notice.

Sectional door products from Amarr Company may be the subject of one or more U.S. and/or foreign, issued and/or pending, design and/or utility patents.



Amarr as word and logo are trademarks owned by Amarr Company.

©ASSA ABLDY. Printed in USA  
Form #6400721/PDF

YOUR LOCAL AMARR DEALER:

Part of ASSA ABLDY.

## Glass Options

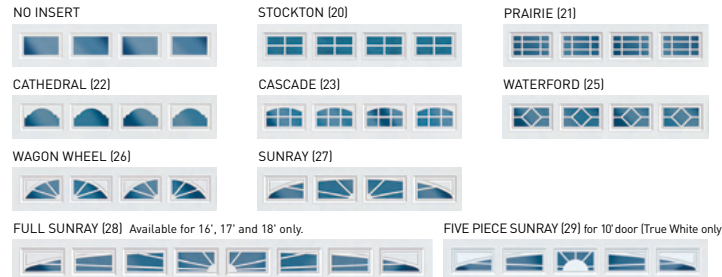
Insulated glass<sup>†</sup> available in Clear, Frost and Dark Tint.



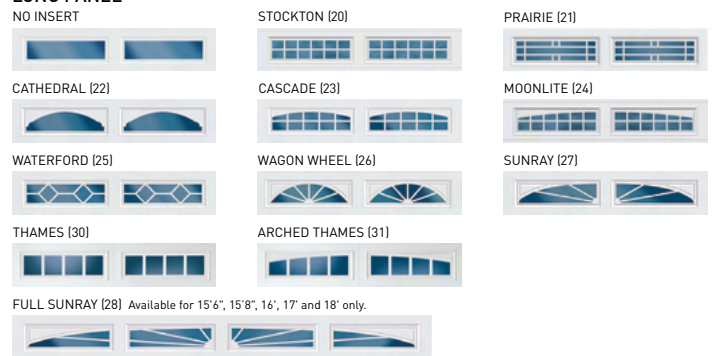
## DecraTrim Window Inserts

Available with Clear, Obscure, Frost or Dark Tint glass.

### SHORT PANEL



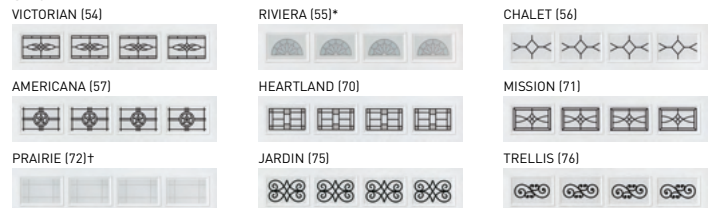
### LONG PANEL



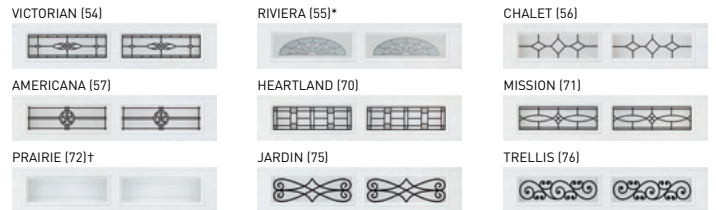
## DecraGlass™ Windows

Tempered obscure glass with baked-on ceramic designs.

### SHORT PANEL



### LONG PANEL



\* Clear glass with printed frost pattern.  
† Obscure glass with v-groove.

## Mosaic Window Options



**The choice is yours.**

Add visual interest to your contemporary, mid-century modern or transitional home. With Mosaic Window Options you decide the number and location of windows to create the door design you want. Visit [amarr.com/mosaic](http://amarr.com/mosaic) for design inspirations.

## Optional Lock

