

2025

TIMELESS

COLLECTION



C.H.I.  [®]
a **NUCOR** company

The Quality Garage Door.™



WANT TO SEE MORE?
Visit chiohd.com/raised-panel



Long Raised Panel shown in optional accents woodtones dark oak with madison inserts and obscure glass.



Short Raised Panel shown in black.


RAISED PANEL



Short Raised Panel shown in white with optional stockton inserts and tinted glass.



Long Raised Panel shown in white with optional sherwood inserts and plain glass.



Section Detail



Available in both short and long panel options. The raised panels start with a recessed edge, but the interior surface of each panel is brought slightly forward, adding just a hint of definition to a classic garage door design.



Short Raised Panel

Long Raised Panel



Short Raised Panel shown in accents woodtones natural oak.













SECTIONS
Limited Lifetime

SPRINGS
3 Years

HARDWARE
3 & 6 Years

Raised Panel Model Comparison Chart

GOOD		BETTER			BEST		
Panel Style / Model Number³							
Short Raised Panel	2250	2240	2251	2241	2283	2206	2216
Long Raised Panel	4250	4240	4251	4241	4283	4206	4216
Section Construction	2in. Thick - 1-Sided Steel		2in. Thick - 1-Sided Steel with Vinyl Back		2in. Thick - 2-Sided Steel	1-1/2in. Thick - 2-Sided Steel	2in. Thick - 2-Sided Steel
Section Material	25 ² Ga. Steel	24 ² Ga. Steel	25 ² Ga. Steel	24 ² Ga. Steel	27 ² Ga. Steel	27 ² Ga. Steel	27 ² Ga. Steel
Insulation Type	No Insulation 		Polystyrene 		Polystyrene 	Polyurethane 	Polyurethane 
Thermal Rating	— 		R-7.94 		R-9.65 	U-Factor .19 / R-13.40 	U-Factor .19 / R-17.19 

Personalize Your Garage Door

Colors¹ White, Almond, and Sandstone are available on all Models.						
Brown	•	•	•	•	•	•
Bronze	•		•		•	•
Gray	•		•		•	•
Desert Tan	•		•		•	•
Black	•		•		•	•
Graphite					•	•
Evergreen		•		•	•	•
Powder Coating¹	188 Colors	188 Colors	188 Colors	188 Colors	188 Colors	188 Colors
Painted Woodtones¹	•		•			
Accents Woodtones¹					•	•
Windows / Inserts	•	•	•	•	•	•
Glass Plain, Obscure, Tinted, Rain Glass, and Frosted are available on all Models.						
Designer Glass					•	•

Warranty


Limited Lifetime Warranty available on all Models.

¹ Refer to your local C.H.I. Dealer for exact color and woodtones match. ² Lower steel gauge [ga.] number indicates stronger steel. ³ Model number indicates construction, window, and panel style.

Personalizing Options

For all window and glass options see pages 14-15

COLORS¹




POWDER COATING¹




Our in-house powder coating provides multiple color options while providing a maintenance free, durable finish.

PAINTED WOODTONES¹



ACCENTS WOODTONES¹



PERSONALIZING OPTIONS Not all options shown are available with every style.


We offer a variety of personalizing options to help your home stand out in your neighborhood. After choosing your door's style and color, add glass or window designs to dramatically change the overall look of your door and add to your home's appeal.

Glass and Designer Glass All Glass or Designer Glass are either transparent or semi-transparent.

Raised Panel, Stamped Carriage House, and Stamped Shaker **GLASS**




Plain available as single pane Polycarbonate




Obscure



Tinted



Rain Glass **COMING 2025**



Frosted

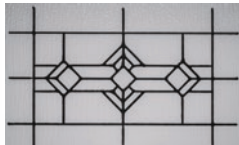


Seeded
Stamped Carriage House & Stamped Shaker only.

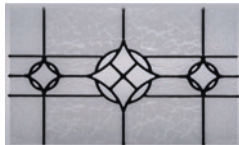
Raised Panel, Stamped Carriage House, and Stamped Shaker **DESIGNER GLASS**




Short



Temple



Newport




Florence

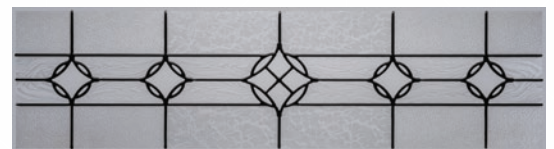
COMING SOON.



Long




Temple



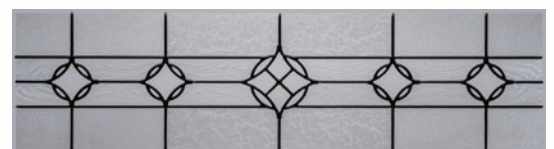
Newport



Florence



Oversized



Temple

Newport



Florence

*Refer to your local C.H.I. Dealer for exact color and woodtones match.

Window Inserts and Designs

Raised Panel **SHORT - INSERTS** 19in x 13in



Plain



Cascade



Stockton



Prairie



Waterton



Sherwood



Cathedral



Sunburst

Raised Panel **LONG - INSERTS** 41in x 13in



Plain



Cascade



Stockton



Arched Stockton



Madison



Arched Madison



Prairie



Waterton



Sherwood



Sunburst

Stamped Carriage House and Stamped Shaker **OVERSIZED - INSERTS** 42in x 15in



Plain



Cascade



Stockton



Arched Stockton



Madison



Arched Madison

Decorative Hardware

Stamped Carriage House and Stamped Shaker **PERMANENT**

Magnetic



Spade

Wrought Iron



Barcelona 1

Barcelona 2



Stamped Carriage House and Stamped Shaker **MAGNETIC**



Spade Ashford

Clavos



The Warranty* You Can Trust

C.H.I. Overhead Doors manufactures products that are exceptional in quality and craftsmanship, and built to stand the test of time. Our Limited Lifetime Warranty* covers all the essential elements of your door, offering peace of mind and keeping your door in motion.

Learn more at chiohd.com/support/warranty

*Consult with your C.H.I. Dealer for specific warranty coverage as each model varies in coverage.



DOORVISIONS

Bring your vision to life.

C.H.I. DEALERS

A BETTER BUYING EXPERIENCE

All C.H.I. doors, replacement parts, and accessories are sold only through our network of C.H.I. dealers: dedicated professionals who install and service our doors with the same quality and workmanship we use to manufacture them.

chiohd.com | 1485 Sunrise Drive | Arthur, IL 61911 | USA

Your Local Garage Door Professional