

2025

TIMELESS

COLLECTION



C.H.I.  [®]
a **NUCOR** company

The Quality Garage Door.™



WANT TO SEE MORE?
Visit chiohd.com/stamped-carriage-house



Stamped Carriage Long shown in optional accents woodtones mahogany.



Stamped Carriage House garage doors are used on all the building projects for Homes For Our Troops.



Stamped Carriage Short shown in sandstone with optional stockton inserts, plain glass, and wrought iron hardware.


STAMPED CARRIAGE HOUSE



Stamped Carriage Short shown in white with spade hardware.



Stamped Carriage Long shown in optional accents woodtones dark oak with madison inserts, and plain glass.



Section Detail



Available in a short and long design, each stamp has a slight embossed frame followed by a recessed beveled edge with multiple verticle pressed lines that add a classic carriage house touch to this garage door style.



Stamped Carriage **Short**

Stamped Carriage **Long**



SECTIONS
Limited Lifetime

SPRINGS
3 Years

HARDWARE
3 & 6 Years

Stamped Carriage Short shown in accents woodtones cedar with optional arched madison inserts, tinted glass, and barcelona 1 hardware.

Stamped Carriage House Model Comparison Chart

	GOOD	BETTER	BEST
Panel Style / Model Number³			
Stamped Carriage Short	5250	5251	5283
Stamped Carriage Long	5950	5951	5983
Section Construction	2in. Thick - 1-Sided Steel	2in. Thick - 1-Sided Steel with Vinyl Back	2in. Thick - 2-Sided Steel
Section Material	25 ² Ga. Steel	25 ² Ga. Steel	27 ² Ga. Steel
Insulation Type	No Insulation 	Polystyrene 	Polystyrene 
Thermal Rating	— 	R-7.94 	R-9.65 
			U-Factor .15 / R-16.55 

Personalizing Options


Colors¹	White, Almond, Sandstone, Brown, Bronze, Gray, Desert Tan, and Black are available on all Models.		
Graphite		•	•
Powder Coating¹	188 Colors	188 Colors	188 Colors
Painted Woodtones¹	•	•	•
Accents Woodtones¹		•	•
Windows / Inserts	•	•	•
Glass	Plain, Obscure, Tinted, Rain Glass, Frosted, and Seeded are available on all Models.		
Designer Glass		•	•

Warranty Limited Lifetime Warranty available on all Models.

¹ Refer to your local C.H.I. Dealer for exact color and woodtones match. ² Lower steel gauge [ga.] number indicates stronger steel. ³ Model number indicates construction, window, and panel style. ⁴ Long [41" x 13"] windows will be substituted in doors with windows in 18" sections.

Personalizing Options For all window and glass options see pages 14-15

COLORS¹




POWDER COATING¹



Our in-house powder coating provides multiple color options while providing a maintenance free, durable finish.


PAINTED WOODTONES¹



Modern

Classic

ACCENTS WOODTONES¹



Walnut

Driftwood

Mahogany

Cedar

Dark Oak

Natural Oak

Carbon Oak

PERSONALIZING OPTIONS Not all options shown are available with every style.


We offer a variety of personalizing options to help your home stand out in your neighborhood. After choosing your door's style and color, add glass or window designs to dramatically change the overall look of your door and add to your home's appeal.

Glass and Designer Glass All Glass or Designer Glass are either transparent or semi-transparent.

Raised Panel, Stamped Carriage House, and Stamped Shaker **GLASS**




Plain available as single pane Polycarbonate




Obscure



Tinted



Rain Glass **COMING 2025**



Frosted

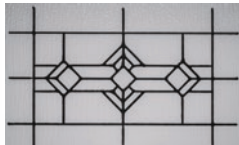


Seeded
Stamped Carriage House & Stamped Shaker only.

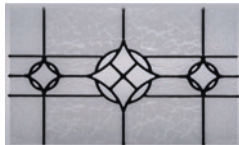
Raised Panel, Stamped Carriage House, and Stamped Shaker **DESIGNER GLASS**




Short



Temple




Newport



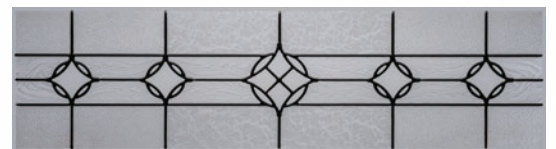
Florence



Long




Temple



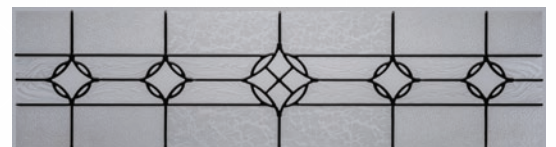

Newport



Florence



Oversized



Temple

Newport



Florence

*Refer to your local C.H.I. Dealer for exact color and woodtones match.

Window Inserts and Designs

Raised Panel **SHORT - INSERTS** 19in x 13in



Plain



Cascade



Stockton



Prairie



Waterton



Sherwood



Cathedral



Sunburst

Raised Panel **LONG - INSERTS** 41in x 13in



Plain



Cascade



Stockton



Arched Stockton



Madison



Arched Madison



Prairie



Waterton



Sherwood



Sunburst

Stamped Carriage House and Stamped Shaker **OVERSIZED - INSERTS** 42in x 15in



Plain



Cascade



Stockton



Arched Stockton



Madison



Arched Madison

Decorative Hardware

Stamped Carriage House and Stamped Shaker **PERMANENT**

Magnetic



Spade

Wrought Iron



Barcelona 1

Barcelona 2



Stamped Carriage House and Stamped Shaker **MAGNETIC**



SpadeAshford



Clavos



The Warranty* You Can Trust

C.H.I. Overhead Doors manufactures products that are exceptional in quality and craftsmanship, and built to stand the test of time. Our Limited Lifetime Warranty* covers all the essential elements of your door, offering peace of mind and keeping your door in motion.

Learn more at chiohd.com/support/warranty

*Consult with your C.H.I. Dealer for specific warranty coverage as each model varies in coverage.



DOORVISIONS

Bring your vision to life.

C.H.I. DEALERS

A BETTER BUYING EXPERIENCE

All C.H.I. doors, replacement parts, and accessories are sold only through our network of C.H.I. dealers: dedicated professionals who install and service our doors with the same quality and workmanship we use to manufacture them.

chiohd.com | 1485 Sunrise Drive | Arthur, IL 61911 | USA

Your Local Garage Door Professional