



9400 MODEL

CARRIAGE HOUSE STEEL


An insulated steel door with classic Carriage House designs that can be custom painted to match a home's exterior.




Charleston panel, custom paint, Stockbridge windows, decorative hardware

style. efficiency. safety

defining curb appeal.



Made with polyurethane insulation and high tensile steel, the Model 9400 is rugged, low maintenance, and thermally efficient. The beautiful carriage house designs can be custom painted to add extra style and charm to the exterior of any home



Lexington panel, custom paint, Stockton III windows, decorative hardware

performance features



Pinch-Resistant Door Panels

Pinch-resistant door panels are designed to push fingers safely out of harm's way when the door is closing.



TorqueMaster® Plus Counterbalance

The Wayne Dalton TorqueMaster® Plus is the first counterbalance system to seal springs safely within a steel tube. It contains an anti-drop feature that reduces the risk of door free fall and prevents potential serious injury.



Thermal Efficiency

The foamed-in-place polyurethane insulation with an R-value of 10* improves the thermal efficiency of a home and blocks unwanted street noise from entering living areas that adjoin the garage. The Tough-Guard vinyl backer adds beauty and durability to the interior of the garage door.

*Wayne Dalton uses a calculated door section R-value for our insulated doors.



Model 9400 offers a Lifetime Limited Warranty against cracking or splitting due to rust-through and against degradation of the foam insulation. See full warranty for complete details.

1

choose your style:

Model 9400 is available in the sizes of 8', 9', 10', 15', 16', 18' wide by 7' and 8' high.


Double car door designs are equivalent to 2 single-car doors side by side.



Charleston



Lexington



Wesfield



Newport



Providence



Oak Park

2

choose your color:

Panel designs are available in white only.

Doors may be custom painted to match a home's exterior.



White



Westfield panel, custom paint, Stockbridge windows, decorative hardware

3

choose your windows:

StyleLine window designs are available in a variety of architectural styles.



Clear II



Stockton III



Arched Stockton



Stockbridge



Cascade III



Waterton III



Arched Stockton Single



Arched Stockton Double

4

choose your hardware:

For our full decorative hardware offering, visit our website at www.Wayne-Dalton.com



Aspen



Barcelona



Fleur De Lis



Spear

AFTER



BEFORE



*Charleston panel, custom paint
Stockbridge windows, decorative hardware*

Garage Door Design Center

www.Wayne-Dalton.com

Go to Wayne-Dalton.com today and click on Design Center. Here you can upload a photo of your home and experiment with panel designs, color options, window styles and hardware designs. Instant curb appeal awaits with just the click of your mouse! Then print the results and go online to find your closest Wayne Dalton dealer.



SOLD AND DISTRIBUTED BY:

2501 S. State Hwy 121 Bus., Ste 200
Lewisville, TX 75067
www.wayne-dalton.com

© 2013 Wayne Dalton, a Division of Overhead Door Corporation. Consistent with our policy of continuing product improvement, we reserve the right to change product specifications without notice or obligation. Item 325814

